



# 2022 ANNUAL REPORT

Strengthening America's Underserved Communities Since 2001



## TABLE OF CONTENTS

Letter from Leadership .....	2
Cal, Sr.'s Legacy.....	5
Our Reach & Impact.....	4
Youth Development Programs .....	6
Communities Served.....	8
Youth Development Park Initiative.....	10
STEM .....	12
Summer Camp .....	14
Volunteerism .....	16
Other Youth Programs .....	18
Program Evaluation.....	20
Events .....	22
National Corporate Partnerships .....	26
Financials.....	27
Board of Directors.....	32
2022 Donors .....	34
How You Can Help .....	37

## LETTER FROM LEADERSHIP

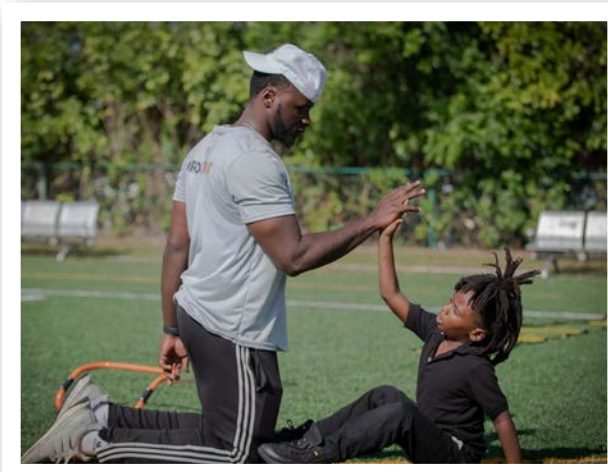
We appreciate all of our impactful partnerships and generous supporters who have helped us to provide innovative, life-changing programming to over 12,000,000 at-risk youth in underserved communities in all 50 states since we started our mission to help others in 2001.

Thanks to the commitment of our dedicated Board of Directors, donors, program partners, and staff, in 2022, we were able to impact over 1.3 million kids with the help of 597 youth partners and law enforcement agencies in 46 states, Washington, D.C. and Canada.

We hope that you will be as inspired by the incredible milestones we have achieved this past year. We are excited to share this report with you as we continue to work hard to bring positive change to the lives of at-risk youth, transforming communities across the country.

Harold Himmelman  
Chairman, Board of Directors

Steve Salem  
President & CEO



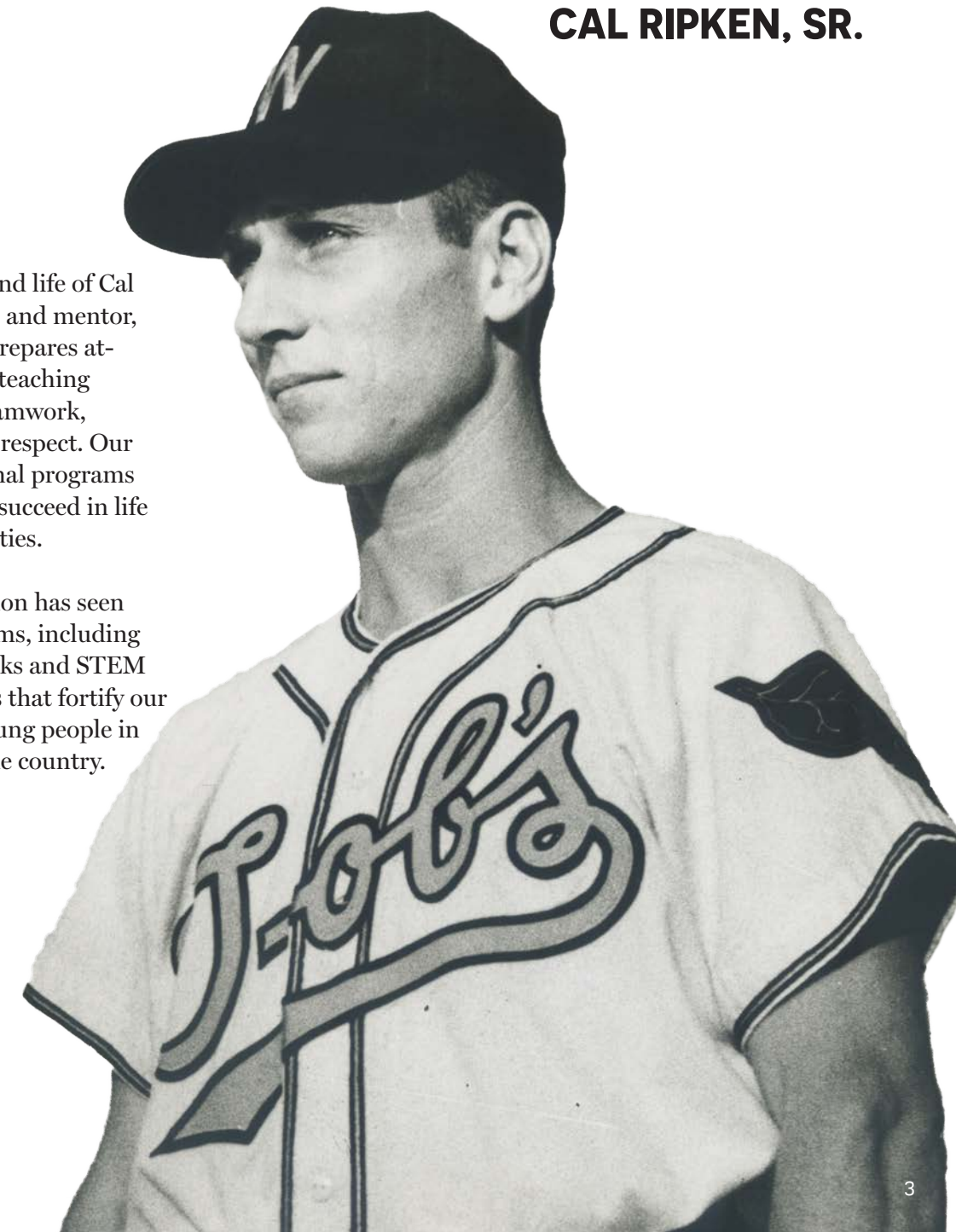
## CAL, SR.'S LEGACY

**“WHAT YOU DO TODAY IS PRACTICE FOR HOW YOU WILL LIVE TOMORROW.”**

**CAL RIPKEN, SR.**

Founded to honor the legacy and life of Cal Ripken, Sr., a longtime coach and mentor, the Cal Ripken, Sr. Foundation prepares at-risk youth for life's challenges by teaching them critical life skills such as teamwork, communication, work ethic, and respect. Our character-building and educational programs give youth the tools they need to succeed in life and thrive within their communities.

Since 2001, the Ripken Foundation has seen steady growth and added programs, including building Youth Development Parks and STEM Centers, curricula, and initiatives that fortify our mission and ability to mentor young people in distressed communities across the country.



## OUR REACH & IMPACT

**1,313,443** kids were impacted in **46** states, Washington, D.C., and Canada.

**112** Youth Development Parks in **27** states & Washington D.C.

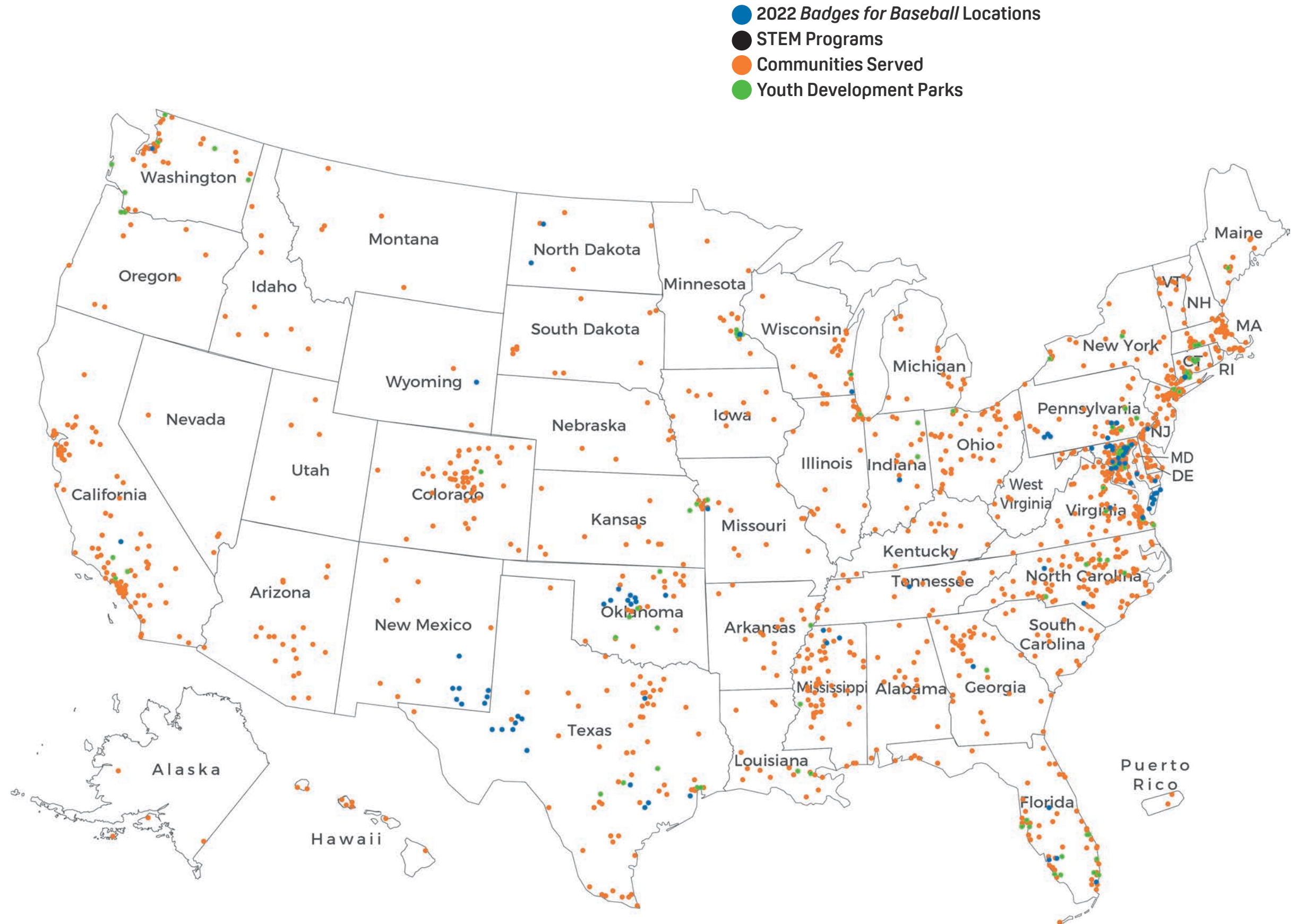
**277** STEM Centers in **19** states.

**597** youth partners and law enforcement agencies engaged in **374** cities and towns.

**10,248** coaches, mentors, law enforcement, and volunteers working to share Ripken Foundation programs.

**458,940** hours of mentoring.

**410,296** youth reached by Ripken Foundation's Online Resource Portal.



Note: This map shows the Ripken Foundation's overall impact and reach in the United States since 2001.

## YOUTH DEVELOPMENT PROGRAMS

### BADGES FOR BASEBALL

Our signature program, *Badges for Baseball*, created in partnership with the U.S. Department of Justice, connects law enforcement officers with at-risk youth during the critical out-of-school hours when they are most likely to commit or become a victim of crime. Using sports as the hook, law enforcement officers throughout America interact with young people and give them the tools to make smart decisions and reach their potential. In 2022, *Badges for Baseball* was implemented in **111** communities in **26** states and Washington, D.C., impacting **38,245** kids.

The cornerstone of our programming is the *Badges for Baseball Coaches Manual* youth development curriculum and character education flipbooks, *Healthy Choices, Healthy Children*. Endorsed by the Association for Middle Level Education, this curriculum helps mentors to teach at-risk youth to develop sound

decision-making skills by discussing choices and their consequences. These easy-to-read, handheld resources focus on:

- Adaptive Sports
- Civics & Leadership
- Financial Literacy
- Fitness
- Nutrition
- Resilience
- Rising Above Bullying

Each flipbook allows our mentors and coaches to incorporate fun and fresh ways to keep kids active and practicing a healthy lifestyle.

Partnerships with federal and state government organizations, combined with support from private corporations, continue to help the Foundation impact kids year after year.

### KEEPING KIDS SAFE

Keeping the kids in our programs safe is a top priority for the Ripken Foundation. Our National Child Protection Tool Kit is designed for youth-serving organizations to keep children safe from those who seek to harm them. This first-of-its-kind resource includes our Child Protection Policy, affordable background checks, child safety training videos, and resources, available to any organization in America at no cost to all who register online at [www.ripkenfoundation.org/resource-portal](http://www.ripkenfoundation.org/resource-portal). In 2022, nearly **207** mentors completed our background checks and over **410,296** youth had access to Ripken Foundation youth development programs through the Resource Portal.



## 2022 SNAPSHOT OF OUR MOST SUCCESSFUL PARTNERSHIPS

In **Maryland**, **11,800** kids participated in Ripken Foundation programs through **18** youth organizations, thanks to the support of multiple partnerships, including: **University of Maryland Medical System; The Kahlert Foundation; South Baltimore Gateway Partnership; the Governor's Office of Crime Control & Prevention; the Office of Juvenile Justice and Delinquency Prevention; and the Washington/Baltimore High Intensity Drug Trafficking Area Task Force (HIDTA).**

In **North Carolina**, **7,663** kids participated in Ripken Foundation programs through **8** youth organizations, thanks to the support of the **Niagara Bottling**, and the **Office of Juvenile Justice and Delinquency Prevention.**

Through a partnership with **Niagara Bottling**, **14,923** kids benefited from our Healthy Lifestyles program, Community Enhancement Programs and Ripken STEM Centers in **California; Connecticut; Illinois; Indiana; Maryland; Minnesota; Mississippi; Missouri; Nevada; North Carolina; Oklahoma; Pennsylvania; Tennessee; Texas; and Virginia.**

In **Florida**, **3,310** kids participated in Ripken Foundation programs through **6** youth organizations thanks to the **Office of Juvenile Justice and Delinquency Prevention, Group1001, and the Naples Children & Education Foundation.**

In **Texas**, **5,769** kids participated in Ripken Foundation programs through **5** youth organizations, thanks to the support of **Niagara Bottling; and the Office and the Office of Juvenile Justice and Delinquency Prevention.**

In **Mississippi**, **140** kids participated in *Badges for Baseball* through **2** youth organizations across the

state, thanks to the **Office of Juvenile Justice and Delinquency Prevention.**

In our continuing partnership with **UnitedHealthcare**, **8,792** youth have benefited from our Healthy Lifestyles program, and Community Enhancement Projects in **Richmond, VA; Seattle, WA; San Antonio, TX; Phoenix, AZ; and Los Angeles, CA.**

Through multiple partnerships in **California**, **13,459** kids participated in Ripken Foundation programs with the help of **6** youth organizations thanks to the support of **Niagara Bottling; and the Office of Juvenile Justice and Delinquency Prevention.**

# COMMUNITIES SERVED IN 2022

## ARIZONA

Flagstaff (B, HL)  
Phoenix (C)

## CALIFORNIA

Bakersfield (B, G, HL, L)  
Compton (L)  
Gilroy (G, HL, L)  
Hawthorne (L)  
Hollywood (L)  
Huntington (L)  
Inglewood Parks (L)  
Lamont (B, G, HL, L)  
Long Beach (L)  
Los Angeles (B, L)  
Lynwood (L)  
Morgan Hill (G, HL, L)  
San Diego (E)  
San Jose (B, G, HL, L)  
Santa Ana (B)  
Venice (L)  
West San Gabriel Valley (L)

## COLORADO

Commerce City (B, HL)  
Denver (B, HL, E)  
Lakewood (B, HL)

## CONNECTICUT

Bridgeport (B, G, HL)  
Fairfield (B, G, HL)  
Hartford (B, HL, L)  
Southport (B, G, HL)

## DELAWARE

Dagsboro (B)  
Dover (B)  
Georgetown (B)  
Laurel (B)  
Milford (B)  
Millsboro (B)  
New Castle (B)  
Newark (B)  
Rehoboth Beach (B)  
Seaford (B)  
Wilmington (B)

## FLORIDA

Groveland (C)  
Immokalee (B, HL)  
Miami (E)  
Naples (B, HL)  
Sarasota (B)  
Tampa (B, G)  
Vero Beach (B)

## GEORGIA

Atlanta (E)

## ILLINOIS

Chicago (B, HL)

## INDIANA

Fort Wayne (B)  
Indianapolis (B, G)  
Jefferson (C)

## IOWA

Arlington (B)

## KANSAS

Kansas City (B)

## LOUISIANA

Gonzales (B)  
Lake Charles (E)

## MASSACHUSETTS

Holyoke (B)  
Springfield (B)

## MAINE

Waterville (B, HL)

## MARYLAND

Aberdeen (B, HL)  
Annapolis (B, L)  
Baltimore (B, G, HL, L, E)  
Bel Air (B, HL)  
Cambridge (B, HL)  
Edgewood (B, HL)  
Ellicott City (E)  
Glen Burnie (B, L)  
Havre de Grace (B, HL)  
La Plata (B)  
Landover (B, HL)  
Pasadena (B, L)  
Salisbury (B)  
Severn (B, L)

## MICHIGAN

Detroit (E)

## MINNESOTA

Minneapolis (B, HL, E)

## MISSISSIPPI

Byhalia (C)  
Hazelhurst (B)  
Jackson (B)  
Jonestown (B)  
Lexington (B)  
Tupelo (B)  
Yazoo City (B)

## MISSOURI

Kansas City (C)

## MONTANA

Browning (B, L)

## NEVADA

Las Vegas (C)

## NORTH CAROLINA

Cabarrus County (B)  
Cary (B, L)  
Charlotte (B)  
Concord (B)  
Greensboro (B, G, L)  
Greenville (B, L)  
Havelock (B, G, L)  
Marshville (B)  
Monroe (B)  
Raleigh (B, G, HL, L)  
Wake Forest (B, G, HL, L)  
Winterville (B, G, L)

## NEW YORK

East Harlem (B, L)  
South Bronx (B, L)

## OHIO

Cincinnati (E)  
Toledo (B)

## OKLAHOMA

Bartlesville (B, HL, L)  
Oklahoma City (B, L)

## PENNSYLVANIA

Columbia (B)  
Harrisburg (B)  
Lancaster (B)  
Reading (E)  
York (C)

## TENNESSEE

Knoxville (B, G, HL)

## TEXAS

Arlington (G)  
Austin (B, C)  
Corpus Christi (E)  
Dallas (B, C)  
Fort Worth (B)  
Houston (B, G, HL)  
San Antonio (B, C)

## VIRGINIA

Gloucester (B, HL, L)  
Hampton (B, HL, L)  
Manassas (B)  
Mathews (B, HL, L)  
Newport News (B, HL, L)  
Petersburg (B)  
Richmond (B, HL, C)  
Roanoke (B)  
Williamsburg (B, HL, L)  
Yorktown (B, HL, L)

## WASHINGTON

Arlington (B, G, HL)  
Edmonds (B, G, HL)  
Everett (B, G, HL)  
Granite Falls (B, G, HL)  
Inchelium (B, G, HL)  
Seattle (C)  
Snohomish (B, G, HL)  
Wellpinit (B, HL)

## WASHINGTON D.C.

## WISCONSIN

Green Bay (B, E)  
Milwaukee (B)




“ In Baltimore, opportunities for our youth and teen members to interact with law enforcement are often not at the time or manner of their choosing. And, unfortunately, far too many of our members have their first interaction with law enforcement in a negative situation. Through our work with the Ripken Foundation and their Badges program, we’ve been able to introduce over 2,000 young people to law enforcement in a positive, friendly, and developmentally appropriate way. In addition to the community benefits, we’ve seen attendance increases, behavior changes, and overall positive effects on our Club climate on days when *Badges* is being implemented.”

- Jeff Breslin, President and CEO  
Boys & Girls Clubs of Metropolitan Baltimore

# YOUTH DEVELOPMENT PARK INITIATIVE

One of the primary initiatives of the Cal Ripken, Sr. Foundation is to provide clean, safe spaces for kids to play and learn. Our Youth Development Parks are multipurpose or baseball, synthetic surface, low-maintenance fields designed to provide at-risk youth of all physical abilities with recreational, educational,

and athletic experiences. In 2022, we completed 6 new Youth Development Parks, bringing our grand total to **112**, including **20** Adaptive Fields for kids with special needs. Currently, we have parks operating in **27** states and Washington, D.C., giving over **524,000** kids access to a Ripken Foundation Youth Development Park.



(L to R): Youth clinic at Group 1001 Field West Palm Beach, FL; Jackie Robinson Training Complex in Vero Beach, FL; Chuck Brady, Steve Salem, Harold Himmelman, Dan Toweriss, Cal Ripken, Jr., Former Governor Larry Hogan, Sue Callaway, Robbie Callaway, and Carl Truscott.

(Clockwise): Gainbridge Field at McCulloch Park in Muncie, IN; BGE Field Presented by Kelly Benefits at Reedbird Park in Baltimore, MD; Team of Dreams Adaptive Field - Gonzalez, LA

## COMPLETED YOUTH DEVELOPMENT PARKS

Durham, NC	Miracle League Field of Durham (2022)	Nespelem, WA	Nspilm Field on Colville Indian Reservation (2022)
Landover, MD	Robert A. Callaway, Sr. Field at Group 1001 Park (2022)	Palm Beach, FL	Group 1001 Field (2022)
Muncie, IN	Gainbridge Field at McCulloch Park (2022)	Vero Beach, FL	Jackie Robinson Training Complex (2022)

Aberdeen, MD	Cal, Sr.'s Yard (2011)	Bartlesville, OK	Kimrey Family Foundation Youth Development Field (2017)
Aberdeen, MD	Vi Ripken Field at Ollie's Bargain Outlet Park (2014)	Bethany, OK	Miracle Stadium at the Children's Center Rehab Hospital* (2021)
Annapolis, MD	Ollie's Bargain Outlet Field (2014)	Blaine, WA	The Blaine Pavilion (2015)
Austin, TX	Don Ross Nabb Productions Field at the Home Club on the Sheth Family Campus (2019)	Bridgeport, CT	Blackham School* - 3 Fields (2015)
Austin, TX	San Juan Diego High School (2020)	Bridgeport, CT	Columbus School (2015)
Bakersfield, CA	Kevin Harvick Foundation Park (2016)	Bridgeport, CT	John F. Kennedy Stadium (2015)
Baltimore, MD	Archbishop Curley High School Field (2016)	Bridgeport, CT	Marin School Field (2015)
Baltimore, MD	Babe Ruth Field (2016)	Bridgeport, CT	NAPA Auto Parts Field (2012)
Baltimore, MD	Banner Field at Latrobe Park (2014)	Bridgeport, CT	Puglio Park - 2 Fields (2015)
Baltimore, MD	BGE Field presented by Kelly Benefits at Reedbird Park Youth Development Park (2021)	Charlotte, NC	Kevin Harvick Field at Group 1001 Park (2020)
Baltimore, MD	Eddie Murray Field at BGE Park (2017)	Chicago, IL	Freedom Field (2015)
Baltimore, MD	Brooks Robinson Field at Group 1001 Park (2019)	Chicago, IL	Read-Dunning Park (2019)
Baltimore, MD	Calvert Hall High School (2018)	Commerce City, CO	Pat Bowlen Field (2017)
Baltimore, MD	Charles E. Silberstein Stadium at Kennedy Kreiger* (2014)	Duncan, OK	Duncan High School Field (2017)
Baltimore, MD	CSX Field at Baybrook Park (2018)	Everett, WA	Gaffney Field (2014)
Baltimore, MD	Ravens Field/Kelly Field (2013)	Fontana, CA	Fontana Universally Accessible Field* (2019)
Baltimore, MD	Maryland School for the Blind* (2015)	Fort Wayne, IN	World Baseball Academy Field (2019)
Baltimore, MD	Memorial Field at the Y (2010)	Fredericksburg, VA	Sunshine Ballpark* - 2 Fields (2012)
Baltimore, MD	Patterson Park Youth Sports Center Powered by Under Armour (2012)	Greensboro, NC	Kevin Harvick Foundation Park (2015)
		Greenville, NC	Sarah Vaughn Field of Dreams* (2013)
		Gonzales, LA	Team of Dreams Adaptive Field* (2020)
		Harrisburg, PA	Mark & Betty Butler Field at Ollie's Bargain Outlet Park (2012)
		Hartford, CT	Annie Fisher School (2014)

Hartford, CT	Hyland Park (2015)
Hartford, CT	Quirk West Field (2013)
Hazleton, PA	Hazleton Integration Project (2015)
Houston, TX	Harriet & Joe Foster Field* (2015)
Houston, TX	SpringSpirit Youth Sports & Education Complex (2011)
Hutto, TX	KCCO Ability Field* (2014)
Immokalee, FL	Patty & Jay Baker Field at Group 1001 Park (2020)
Independence, MO	Daniel's Field* (2014)
Kansas City, KS	George & Doris Haley Field (2015)
Kelso, WA	Rister Stadium (2019)
Lancaster, PA	Roberto Clemente Field at Ollie's Park (2018)
Los Angeles, CA	Universally Accessible Dodgers Dreamfield at Baldwin Hills Recreation Center* (2015)
Macon, GA	Vernon Sinclair Field (2020)
Miami, FL	Charles Hadley Field (2017)
Miami, FL	Jose Marti Park (2017)
Milwaukee, WI	Journey House Felix Mantilla Little League Fields at Baran Park - 3 fields (2020)
Minneapolis, MN	Eddie Phillips Field - Fairview Park (2013)
Minneapolis, MN	North Commons Field (2014)
Minneapolis, MN	Rod Carew All-Star Field (2014)
Minneapolis, MN	Sid Hartman All-Star Field (2014)
Naples, FL	Baker Field (2012)
Naples, FL	YMCA Adaptive Field* (2016)
Newport News, VA	TowneBank Athletic Park (2014)
Northampton Co., PA	Easton Rotary Field* (2012)
Oklahoma City, OK	Southeast High School - 2 Fields (2018)
Olathe, KS	Miracle League of Olathe Field* (2014)

Portland, OR	Duniway Park (2017)
Portland, OR	Lentz Park (2016)
Queens, NY	Hinton Park (2013)
Raleigh, NC	Fred Smith Company Field* (2014)
Richmond, VA	Richard J. November Field (2011)
Robbinsdale, MN	Twins All-Star Field (2014)
San Antonio, TX	Harvey E. Najim Field (2018)
Seminole, OK	Brian Crawford Memorial Sports Complex* - (4) Fields and (1) Adaptive Field (2021)
South Bend, WA	South Bend High School Field (2017)
South Bronx, NY	Patterson Playground (2017)
Spokane, WA	Zakheim Family Field at Mission Park* (2017)
Springfield, MA	Berte Stadium (2012)
Springfield, MA	Archie Allen Field* (2017)
Springfield, MA	Potter Field (2020)
St. Petersburg, FL	Violet's Field* (2018)
Tampa, FL	Sulphur Springs (2015)
Tampa, FL	Glazer Family Field at NFL Y.E.T. Center (2016)
Toledo, OH	Dan Roman Field at Rick and Nancy Corbett Athletic Complex, Sponsored by Group 1001 (2019)
Utica, NY	Sal Longo Field at T.R. Proctor Park (2019)
Vero Beach, FL	Jake Owen Field (2017)
Vicksburg, MS	Sports Force Park (2019)
Virginia Beach, VA	Princess Anne Little League Field (2013)
Walker, LA	Sidney Hutchinson Challenger Field* (2017)
Washington, D.C.	Ryan Zimmerman Field (2015)
Washington, D.C.	Truesdell School (2021)
Waterville, ME	Mini Fenway Park (2014)
West Memphis, AR	Tilden Rogers Park* (2015)

(L): Ripken Foundation Board Member and Devon Energy CEO Rick Muncrief at STEM Center opening at Hawthorne Elementary in Tulsa, Oklahoma.

## STEM

Giving underserved kids access to STEM (Science, Technology, Engineering, and Math) learning is a priority of the Cal Ripken, Sr. Foundation. Launched in 2016, today, we have over **300** fully operational, turnkey STEM programs in California, Connecticut, Florida, Georgia, Indiana, Maryland, Minnesota, Mississippi, Missouri, North Carolina, North Dakota, New Mexico, Oklahoma, Pennsylvania, Tennessee, Texas, Virginia, Washington, and Wyoming, as well as five district-wide public school systems, thanks to our corporate sponsors, including: **Amazon, Battelle, BGE, Brooke Butler Wagner, Devon Energy, Don Kirk, Edgewater Federal Solutions, Group 1001, Kahlert Foundation, M&T Bank, Marathon Oil, Niagara Cares, Permian Strategic Partnership, University of Maryland Medical System, Weller Development Partners, Whiting-Turner, and XTO Energy.** Our STEM program can be easily implemented in any community and requires no

set space which gives underserved kids in disadvantaged neighborhoods the opportunity to participate in STEM activities. Engaging kids at the elementary and middle school levels will encourage kids to start thinking about educational attainment and their future career paths in STEM. Each Ripken Foundation STEM Center is equipped with computers, STEM activity kits, and the Ripken Foundation STEM Curriculum Guidebook with age-appropriate lessons, as well as printers, furniture, and technical support. The Ripken Foundation program staff trains mentors and teachers to deliver a comprehensive STEM program. And each program site is invited to participate in our annual STEM Challenge competition that uses real-world problems to encourage students to apply STEM skills and knowledge to develop innovative solutions. Teams from our STEM Centers across the country present their solutions to a panel of judges and winners are selected.

**Over 100,000 youth impacted**

**300+ fully operational STEM Centers in 19 states**

**1,992 teachers/mentors trained to implement STEM programs**



## RIPKEN FOUNDATION STEM CENTER LOCATIONS

- |                       |                        |
|-----------------------|------------------------|
| Aberdeen, MD (2)      | Holly Springs, MS      |
| Accomack, VA          | Hope, NM               |
| Annapolis, MD         | Houston, TX            |
| Arlington, VA         | Immokalee, FL          |
| Artesia, NM (7)       | Indianapolis, IN (4)   |
| Austin, TX            | Iraan, TX              |
| Bakersfield, CA       | Jal, NM                |
| Baltimore, MD (15)    | Kingfisher, OK         |
| Bel Air, MD           | Leesburg, FL (3)       |
| Bressler-Steelton, PA | Loving, NM             |
| Bridgeport, CT        | Lovington, NM (5)      |
| Byhalia, MS           | Lumberton, NC          |
| Calumet, OK           | Manchester, MD         |
| Cambridge, MD         | Mappsville, VA         |
| Cape Charles, VA      | Melfa, VA              |
| Carlsbad, NM (10)     | Miami, FL (3)          |
| Chester, VA           | Midland, TX (22)       |
| Chincoteague, VA (2)  | Midwest City, OK       |
| Clairton, PA          | Minneapolis, MN        |
| Columbia, MD          | Monahans, TX (3)       |
| Crane, TX             | Naples, FL             |
| Cuero, TX (2)         | Nashville, TN (4)      |
| Dallas, TX (3)        | New Town, ND           |
| Dickinson, ND         | Newport News, VA       |
| Douglas, WY           | Norman, OK             |
| Duquense, PA          | Odessa, TX (18)        |
| Eunice, NM            | Oklahoma City, OK (43) |
| Everett, WA           | Parksley, VA           |
| Exmore, VA            | Philadelphia, PA       |
| Forest Park, OK       | Pittsburgh, PA         |
| Forsyth, GA           | Potts Camp, MS         |
| Frederick, MD (2)     | Roswell, NM (2)        |
| Germantown, MD        | Salisbury, MD          |
| Grandfalls, TX        | Spencer, OK (4)        |
| Grandview, MO         | Stanton, TX            |
| Greensboro, NC        | Tulsa, OK (47)         |
| Greenwood, TX (2)     | Weatherford, OK        |
| Hanover, PA           | Westminster, MD        |
| Harrisburg, PA        | Yorktown, TX           |
| Hobbs, NM (14)        |                        |





## SUMMER CAMP

Over the last 17 years, over 8,000 underserved youth have enjoyed attending the Ripken overnight summer camp. In 2022, we hosted participants from program sites where all campers were provided with baseball equipment and apparel donated by corporate sponsors, including: **Under Armour**, **BSN**, and **Rawlings**. Transportation for all campers and chaperones were provided by **Eyre Bus, Tour & Travel**, and **Southwest Airlines**, the official airline of the Cal Ripken, Sr. Foundation.

Through our collaboration with national law enforcement agencies, including the U.S. Marshals Service kids are able to experience a mobile command center, see a police helicopter landing, interact with K-9 dogs and officers, and experience other exciting demonstrations. During camp, kids get to live in cabins and meet other youth from across the country. They play baseball and softball, challenge themselves on a ropes course, climb a rock wall, fly across a zip line, and swim, while enjoying the pleasures of just being a kid. All activities and guest speakers reinforce important life lessons kids learn at their local *Badges for Baseball* programs, like the importance of teamwork, personal responsibility, and communication.



# HISTORICAL IMPACT OF COMMUNITY ENHANCEMENT PROJECTS

Over 101,000 students, families, volunteers, teachers, and coaches impacted

Over 6,000 pantry and supply items distributed

Over 1,300 meals and take-home kits distributed to students lacking health and nutrition resources


56 schools and community organizations supported

Over 306,000 square feet of fitness, outdoor, and nutrition spaces renovated or activated



Volunteerism and engagement are very important parts of our corporate partnerships which allow us to give back to communities and the youth-serving organizations we partner with throughout the year. Over the last five years, the Ripken Foundation has worked with national corporations to build, renovate, beautify, and bring joy to underserved communities across the U.S. through local Community Enhancement Projects. With the help of hundreds of employee volunteers, we have impacted over 101,000 people with some of the following community-based initiatives: constructing and renovating community gardens; outfitting school weight rooms and food pantries; cooking and serving healthy meals; providing sports equipment and sports-themed youth development programming; hosting sports clinics; and more.

With the help of Home Depot, Niagara Cares, UnitedHealthcare, and the WAY Foundation, we have been able to enhance fitness, nutrition, and wellness programming at our program sites across the country, while also giving opportunities to volunteer in the communities they work and live.



THANK YOU TO OUR NATIONAL SPONSORS FOR VOLUNTEERISM AND EMPLOYEE ENGAGEMENT PROJECTS.



## OTHER YOUTH PROGRAMS

### I'M GREAT

*I'm GREAT* is a year-round youth development and mentoring program for middle school-aged girls that the Ripken Foundation introduced in 2017. This leadership program is structured around six important concepts: teaching girls how to be real, reflective, respectful, responsible, resilient, and remarkable.

### HEALTHY LIFESTYLES

The **Niagara Cares**-funded *Healthy Lifestyles* program consists of easy-to-use fitness and nutrition activities for mentors to get kids moving and engaged while using a discussion-based curriculum to teach helpful dietary tips and cooking lessons that can be implemented in an afterschool or classroom setting.

### BADGES FOR BASEBALL INSTRUCTIONAL LEAGUES

The Ripken Foundation provides youth-serving organizations with the resources they need to run an effective program. We teamed up with the **MLB Reviving Baseball in Inner Cities (RBI)** program to create Ripken Foundation Instructional Baseball/Softball Leagues for our program partners. These leagues offer kids in underserved communities around the country a chance to play in a baseball or softball league with no fees. Every league consists

of at least four teams, an eight- to ten-week schedule with play-off games, and a copy of *Cal, Sr.'s Guide*, a guidebook on rules of the game for coaches and mentors. Each player also receives a uniform and glove.

### COLLEGE DAY EXPERIENCES

As part of the Cal Ripken, Sr. Foundation's goal of encouraging young people to continue toward a path of educational attainment, we offer special experiences in partnership with colleges and universities. These one-day events provide at-risk youth with their first exposure to college life and all that it has to offer. Important elements of each *College Day Experience* include: a tour of campus; interaction with student athletes; guest speakers and special presentations; and opportunities for kids to discuss avenues toward higher education.

In 2022, we hosted seven *College Day Experiences* at **Florida Southwestern State University, Springfield College, Coppin State University, Salisbury University, and Everett Community College**. The kids watched a presentation from the Admissions Department giving insight on how to apply and get into college. Youth also got to experience a virtual tour of campus and participate in a question-and-answer panel with student-athletes to learn what it is like to balance academics and athletics. Additionally, we hosted one in-person *College Day Experience* at **Maryville College** in Tennessee. Attendees participated in an admissions-led campus tour, college planning session, and had the opportunity to watch a NCAA volleyball game.

Through our *I'm GREAT* programs, we have impacted over **6,500** girls with the help of **132** mentors in 6 states.

In 2022, our *Badges for Baseball* program reached over **38,000** youth across **26** states and D.C. with the help of **1,932** mentors.

Our *Healthy Lifestyles* program impacted **8,107** youth with the help of **360** mentors in 2022.





## PROGRAM EVALUATION

Since the inception of *Badges for Baseball*, the Ripken Foundation has worked closely with community-based organizations to not only implement our programs but evaluate the effectiveness of our efforts.

In 2018, the University of Michigan Prevention Research Center concluded a three-year research study of *Badges for Baseball* that officially categorized our program as evidence-based and helped us to better understand the effects of our program on youth developmental outcomes. Participants in the *Badges for Baseball* program are highly likely to develop in positive ways, according to these new research results. Using a longitudinal evaluation design, the research team assessed 24 developmental outcomes among *Badges for Baseball* participants at 14 sites across the U.S.

The key results of the University of Michigan study revealed that the *Badges for Baseball* participants showed significant improvement in the following measured outcomes: perceptions of substance use risk, reduction in aggressive behavior, school disciplinary actions, empathy skills, social competence, conflict resolution skills, peer support, academic competence, self-worth, personal values, community engagement, and leadership ability. The participants in the *Badges for Baseball* program also improved at a significantly faster rate than the other youth program participants in the following outcome measures: reports of personal values including personal commitments to be ethical, honest, hard-working, and responsible. In addition, the *Badges for Baseball* participants reported higher relationship skills, psychological well-being, personal values and behaviors, as well as a decrease in risky behaviors.


The three-year study by the University of Michigan Prevention Research Center concluded that *Badges for Baseball* is a valuable and effective platform for at-risk youth to learn critical life skills that help them to pursue and achieve their goals in life as well as build healthy, productive connections with law enforcement.

**74%** of parents, **88%** of teachers/mentors and **91%** of law enforcement officers saw participants become more comfortable interacting with law enforcement officers.

More than **70%** of mentors indicated that participants were spending time with a more positive group of friends.

Over **75%** of mentors noticed participants behaving more responsibly and better able to give good reasons for their actions.

More than **80%** of mentors saw mentees working harder as a result of program participation.



## EVENTS

### ASPIRE GALA

**Co-Chairs: Tony Reagins, Hon. Regina Schofield & Dan Towriss**

On March 26, 2022, the Cal Ripken, Sr. Foundation was honored to have its friends, sponsors, and honorees come together at the Baltimore Marriott Waterfront Hotel to celebrate the work of the Foundation! We honored NBA Hall of Famer, Julius "Dr. J" Irving, Paralympic Gold Medalist, Jessica Long, and MLB Hall of Famer, Ozzie Smith.



*(Right - Top to Bottom): Tony Reagins, Robbie Callaway, Tom Brasuell, Regina Schofield, and Ozzie Smith; Frank Kelly III, Stacey Ullrich, Calvin Butler, and Gayle Kelly; Patty Baker, Julius "Dr. J" Irving, and Jay Baker; Bonnie Himmelman, Steve Salem, Harold Himmelman, Irv Bisnov, Candace Ripken, Joe Geier, and Pam Geier.*



*(Top to Bottom): Ozzie Smith; Cal Ripken, Jr., Jessica Long, and Bill Ripken; Cassidy Towriss, Dan Towriss, 2022 Vi Ripken Award Winner Valentin Espinoza, Jr., and Kenny Baldwin.*



### CREIGHTON FARMS GOLF CLASSIC

**Co-Chairs: Scott Brickman & John Lee**

Friends of the Foundation came together on May 16, 2022, in Aldie, Virginia to hit the links. A rain delay turned the day into a lunch and fire side chat between Cal Ripken, Jr. and University of Maryland College Basketball Hall of Fame Coach, Gary Williams. Funds raised went to directly support the Foundation.

*(L to R): Cal Ripken, Jr., Gary Williams; Scott Brickman and John Lee.*



*(L to R): Ned Doetsch, Chip Doetsch, Steve Yelland, Bradie Barr, and Steve Salem; Yanky Schoor, Tyler Tate, Robert Ariosa, and Jack Leek; Frank Kelly III, Senator Frank Kelly, Jr., Jonathan Ogden.*

### RIPKEN GOLF CLASSIC

**Co-Chairs: Frank Kelley III, Paul Nolan & Tyler Tate**

On May 9, 2022, we hosted the 16th annual Ripken Golf Classic at Woodholme Country Club in Pikesville, MD. A fun and beautiful day to benefit programming was more than par for the course.



*(L to R): Fergie Jenkins, Cal Ripken, Jr., and Jim Rice; David Franchak and Paul Nolan.*

### WINDY CITY GOLF AT CAVES

**Co-Chairs: Calvin Butler & Ron Kaminski**

The Windy City Golf Classic with Cal Ripken, Jr. was held at Caves Valley Golf Club in Owings Mills, MD. Thanks to board members Calvin Butler and Rob Kaminski, funds were raised from a day on the greens to support the work of the Foundation.



*(L to R) Calvin Butler, Cal Ripken, Jr., and Ron Kaminski.*

## EVENTS

(L to R): Terry Arenson, Kevin Willard, Cal Ripken, Jr., Gary Williams, Scott Van Pelt, Jay Wright, Kyle Neptune, and Frank Culotta.



### MEN'S COLLEGE BASKETBALL TIP-OFF

**Co-Chairs: Terry Arenson, Frank Culotta, & Mark Rohde**  
Basketball is back! After a hiatus, our popular Basketball Tip-Off event was back in Baltimore, MD. The luncheon had a great conversation of panelists: College Basketball Hall of Fame Coaches Gary Williams and Jay Wright, UMD coach Kevin Willard, Villanova coach Kyle Neptune, and ESPN's, Scott Van Pelt.



(L to R): Mark Rohde, Terry Arenson, Frank Culotta, and Cal Ripken, Jr.



(L to R): Kirby Smith, Kevin Powderly, and Dr. Mohan Suntha; Joshua Wagner, Sheri Bock, Brooke Butler Wagner, and Dan Bock.



### RIPKENS UNCORKED

**Honorary Chairs: Hon. Laura Ripken & Cal Ripken, Jr. and Chaired by Stacie Wollman**  
This past September our friends and sponsors came together to enjoy wine and a selection of culinary favorites on the South River in Edgewater, MD. We had the pleasure of having the Sports Junkies emcee the evening. All proceeds went to support the work of the Foundation.

(L to R): Sandy Brock, Laura Ripken, Cal Ripken, Jr., Kari Benoit, Kristin Fleckenstein, Stacie Wollman, and Laura Gill Pastrana; Brady Anderson, Larry Sheets, Eddie Murray, B.J. Surhoff, and Cal Ripken, Jr.; Jennifer Muller, Martin Muller, Missy Carrier, Joe Carrier, Kay Crumbling, and Joe Crumbling.



### CRABS & OYSTERS WITH CAL

**Chair: Mark Weller**  
October 27th was an exciting day at Nicks Fish House in Baltimore, MD with live entertainment, local crabs and oysters, cigars, and famous local brews. Thank you to Weller Development and all the sponsors that made this night special! Funds raised for this evening went towards opening a STEM Center in Baltimore, MD.



### SMOKE & BARREL

**Co-Chairs: Bradie Barr, John Maroon, & Mark Puente**  
The Ripken Foundation and Jonathan Ogden Foundation hosted another Smoke and Barrel event. Attendees enjoyed bourbon tastings paired with culinary favorites donated by local restaurants, as well as an evening of cigars with Cal Ripken, Jr., Jonathan Ogden and other Baltimore athletes.



### GAME CHANGERS

**Co-Chairs: Warren Bischoff, Robbie Callaway, & Harold Himmelman**  
On December 7th we welcomed Baseball Hall of Famer, Jim Rice at the Four Seasons Hotel, Washington, D.C. Guests enjoyed dinner as well as a conversation with Cal Ripken, Jr. and Jim Rice, emceed by Johnny Holliday.



(Right column, Top to Bottom): Marc Weller and Frank Kelly III; Cal Ripken, Jr., and Jonathan Ogden; Dr. Mohan Suntha, Mark Puente, and Bradie Barr; Sagamore Spirit representatives; Warren Bischoff, Steve Salem, Jim Rice, Calvin Butler, Cal Ripken, Jr., Robbie Callaway, and Harold Himmelman. (Above, L to R): Johnny Holliday, Jim Rice, and Cal Ripken, Jr.

## NATIONAL CORPORATE PARTNERSHIP

As the Ripken Foundation continues to see a rise in the number of kids impacted through our signature programs and initiatives, we are so fortunate to partner with amazing companies who assist with the increasing needs across the country.



(L to R): Harold Himmelman, Dan Toweriss, and Robbie Callaway.



(L to R): Sally Shelton, Dennis Cameron, Tana Cushion, Kent Chrisman, Cal Ripken, Jr., and Rick Muncrief.

## THANK YOU

to our national corporate sponsors who believe in the work that we do.



## FINANCIAL INFORMATION

### Independent Auditors' Report

To the Board of Directors of the Cal Ripken, Sr. Foundation, Inc.:

#### Opinion

We have audited the accompanying financial statements of the Cal Ripken, Sr. Foundation, Inc. (the Foundation), which comprise the statements of financial position as of December 31, 2022 and 2021, and the related statements of activities, functional expenses, and cash flows for the years then ended, and the related notes to the financial statements.

In our opinion, the financial statements referred to above present fairly, in all material respects, the financial position of the Foundation as of December 31, 2022 and 2021, and the changes in its net assets and its cash flows for the years then ended in accordance with accounting principles generally accepted in the United States of America.

#### Basis for Opinion

We conducted our audits in accordance with auditing standards generally accepted in the United States of America. Our responsibilities under those standards are further described in the Auditors' Responsibilities for the Audit of the Financial Statements section of our report. We are required to be independent of the Foundation and to meet our other ethical responsibilities in accordance with the relevant ethical requirements relating to our audits. We believe that the audit evidence we have obtained is sufficient and appropriate to provide a basis for our audit opinions.

#### Responsibilities of Management for the Financial Statements

Management is responsible for the preparation and fair presentation of the financial statements in accordance with accounting principles generally accepted in the United States of America, and for the design, implementation, and maintenance of internal control relevant to the preparation and fair presentation

of financial statements that are free from material misstatement, whether due to fraud or error.

In preparing the financial statements, management is required to evaluate whether there are conditions or events, considered in the aggregate, that raise substantial doubt about the Foundation's ability to continue as a going concern within one year after the date that the financial statements are available to be issued.

#### Auditors' Responsibilities for the Audit of the Financial Statements

Our objectives are to obtain reasonable assurance about whether the financial statements as a whole are free from material misstatement, whether due to fraud or error, and to issue an auditors' report that includes our opinion. Reasonable assurance is a high level of assurance but is not absolute assurance and therefore is not a guarantee that an audit conducted in accordance with generally accepted auditing standards will always detect a material misstatement when it exists. The risk of not detecting a material misstatement resulting from fraud is higher than for one resulting from error, as fraud may involve collusion, forgery, intentional omissions, misrepresentations, or the override of internal control. Misstatements are considered material if there is a substantial likelihood that, individually or in the aggregate, they would influence the judgment made by a reasonable user based on the financial statements.

In performing an audit in accordance with generally accepted auditing standards, we:

- Exercise professional judgment and maintain professional skepticism throughout the audit.

- Identify and assess the risks of material misstatement of the financial statements, whether due to fraud or error, and design and perform audit procedures responsive to those risks. Such procedures include examining, on a test basis, evidence regarding the amounts and disclosures in the financial statements.
- Obtain an understanding of internal control relevant to the audit in order to design audit procedures that are appropriate in the circumstances, but not for the purpose of expressing an opinion on the effectiveness of the Foundation's internal control. Accordingly, no such opinion is expressed.
- Evaluate the appropriateness of accounting policies used and the reasonableness of significant accounting estimates made by management, as well as evaluate the overall presentation of the financial statements.
- Conclude whether, in our judgment, there are conditions or events, considered in the aggregate, that raise substantial doubt about the Foundation's ability to continue as a going concern for a reasonable period of time.

We are required to communicate with those charged with governance regarding, among other matters, the planned scope and timing of the audit, significant audit findings, and certain internal control related matters that we identified during the audit.

*Sc&H Attest Services P.C.*

August 22, 2023

# FINANCIAL INFORMATION

## CAL RIPKEN, SR. FOUNDATION, INC.

## STATEMENTS OF FINANCIAL POSITION

As of December 31,	2022	2021
<b>Assets</b>		
Cash	\$ 8,728,123	\$ 8,338,635
Investments, at fair value	2,339,037	1,611,658
Grants receivable	717,036	1,125,488
Pledges receivable, net	8,584,728	10,529,548
Accounts receivable	240,067	710,257
Due from affiliates, net	33,953	11,855
Prepaid expenses and other assets	916,755	705,661
Property and equipment, net	1,665,976	1,940,895
Right-of-use asset - operating, net	1,326,211	-
Right-of-use asset - finance, net	23,737	-
<b>Total Assets</b>	<b>\$24,575,623</b>	<b>\$24,973,997</b>
<b>Liabilities and Net Assets</b>		
<b>Liabilities</b>		
Accounts payable and accrued expenses	\$ 1,688,039	\$ 3,382,808
Note payable	-	5,357
Deferred revenue and other liabilities	604,236	553,114
Lease liability - operating	1,357,605	-
Lease liability - finance	23,587	-
<b>Total Liabilities</b>	<b>3,673,467</b>	<b>3,941,279</b>
<b>Commitments and Contingencies (Note 5)</b>		
<b>Net Assets</b>		
Without donor restrictions	7,579,048	7,296,542
With donor restrictions	13,323,108	13,736,176
<b>Total Net Assets</b>	<b>20,902,156</b>	<b>21,032,718</b>
<b>Total Liabilities and Net Assets</b>	<b>\$24,575,623</b>	<b>\$24,973,997</b>

The accompanying notes are an integral part of these financial statements.

The complete financial statement for year ended December 31, 2022 including the notes are available upon request.

## CAL RIPKEN, SR. FOUNDATION, INC.

## STATEMENT OF ACTIVITIES

For the Year Ended December 31, 2022  
(with Comparative Totals for 2021)

	Without Donor Restrictions	With Donor Restrictions	2022 Total	2021 Total
<b>Revenues</b>				
Federal grants	\$ 2,398,739	\$ -	\$ 2,398,739	\$ 2,371,759
State and other grants	-	170,126	170,126	1,895,275
Special events, net of direct benefit (\$1,326,888 and \$1,166,754, respectively)	1,765,181	-	1,765,181	2,078,039
In-kind contributions	899,054	-	899,054	761,605
Contributions	273,495	12,766,944	13,040,439	8,494,200
Merchandise sales	345,000	-	345,000	75,000
Field rental and other income	198,092	-	198,092	218,756
Investment income (loss), net of management fees	38,618	(131,058)	(92,440)	128,478
Net assets released from restriction	12,649,480	(12,649,480)	-	-
<b>Net Revenues</b>	<b>18,567,659</b>	<b>156,532</b>	<b>18,724,191</b>	<b>16,023,112</b>
<b>Expenses</b>				
Federal grants	2,398,739	-	2,398,739	2,371,759
State and other grants	3,128,910	-	3,128,910	1,072,342
Youth development parks	4,778,180	-	4,778,180	10,717,174
Management and general	2,816,852	-	2,816,852	3,402,097
Program services	3,495,108	-	3,495,108	1,645,396
Hunger campaign	84,185	-	84,185	709,191
Fundraising	1,582,352	-	1,582,352	1,669,699
Cost of merchandise sold	-	-	-	73,080
Interest expense	827	-	827	591
Bad debt expense	-	569,600	569,600	2,375,729
<b>Total Expenses</b>	<b>18,285,153</b>	<b>569,600</b>	<b>18,854,753</b>	<b>24,037,058</b>
<b>Other Income</b>				
Paycheck Protection Program income (Note 8)	-	-	-	498,400
<b>Change in Net Assets</b>	<b>282,506</b>	<b>(413,068)</b>	<b>(130,562)</b>	<b>(7,515,546)</b>
<b>Net Assets, beginning of year</b>	<b>7,296,542</b>	<b>13,736,176</b>	<b>21,032,718</b>	<b>28,548,264</b>
<b>Net Assets, end of year</b>	<b>\$ 7,579,048</b>	<b>\$ 13,323,108</b>	<b>\$ 20,902,156</b>	<b>\$ 21,032,718</b>

The accompanying notes are an integral part of these financial statements.



# FINANCIAL INFORMATION

## CAL RIPKEN, SR. FOUNDATION, INC.

## STATEMENT OF ACTIVITIES

For the Year Ended December 31, 2021

	<i>Without Donor Restrictions</i>	<i>With Donor Restrictions</i>	<i>Total</i>
<b>Revenues</b>			
Federal grants	\$ 2,371,759	\$ -	\$ 2,371,759
State and other grants	-	1,895,275	1,895,275
Special events, net of direct benefit (\$1,166,754)	2,078,039	-	2,078,039
In-kind contributions	761,605	-	761,605
Contributions	299,602	8,194,598	8,494,200
Merchandise sales	75,000	-	75,000
Field rental income	218,756	-	218,756
Investment income, net of management fees	46,600	81,878	128,478
Net assets released from restriction	16,801,437	(16,801,437)	-
<b>Net Revenues</b>	<b>22,652,798</b>	<b>(6,629,686)</b>	<b>16,023,112</b>
<b>Expenses</b>			
Federal grants	2,371,759	-	2,371,759
State and other grants	1,072,342	-	1,072,342
Youth development parks	10,717,174	-	10,717,174
Management and general	3,402,097	-	3,402,097
Program services	1,645,396	-	1,645,396
Hunger campaign	709,191	-	709,191
Fundraising	1,669,699	-	1,669,699
Cost of merchandise sold	73,080	-	73,080
Interest expense	591	-	591
Bad debt expense	-	2,375,729	2,375,729
<b>Total Expenses</b>	<b>21,661,329</b>	<b>2,375,729</b>	<b>24,037,058</b>
<b>Other Income</b>			
Payroll Protection Program income (Note 8)	498,400	-	498,400
<b>Change in Net Assets</b>	<b>1,489,869</b>	<b>(9,005,415)</b>	<b>(7,515,546)</b>
<b>Net Assets, beginning of year</b>	<b>5,806,673</b>	<b>22,741,591</b>	<b>28,548,264</b>
<b>Net Assets, end of year</b>	<b>\$ 7,296,542</b>	<b>\$ 13,736,176</b>	<b>\$ 21,032,718</b>

The accompanying notes are an integral part of these financial statements.

## CAL RIPKEN, SR. FOUNDATION, INC.

## STATEMENTS OF CASH FLOWS

For the Years Ended December 31,

2022

2021

<b>Cash Flows From Operating Activities</b>		
Change in net assets	\$ (130,562)	\$ (7,515,546)
Adjustments to reconcile change in net assets to net cash flows provided by operating activities:		
Net unrealized loss (gain) on investments	128,290	(58,804)
Depreciation	351,308	327,540
Increase in discount on pledges receivable	109,883	11,419
Amortization of right-of-use assets - operating	173,081	-
Amortization of right-of-use assets - finance	5,942	-
Provision for uncollectible pledges receivable	569,600	2,375,729
Changes in assets and liabilities:		
Grants receivable	408,452	306,983
Pledges receivable	1,265,337	6,982,342
Accounts receivable	470,190	575,858
Due from affiliates, net	(22,098)	(11,855)
Prepaid expenses and other assets	(211,094)	(144,866)
Accounts payable and accrued expenses	(1,694,769)	1,332,046
Due to affiliates, net	-	(13,493)
Deferred revenue and other liabilities	51,122	73,138
Lease liability - operating	(141,687)	-
<b>Net Cash Provided in Operating Activities</b>	<b>1,332,995</b>	<b>4,240,491</b>
<b>Cash Flows From Investing Activities</b>		
Acquisition of property and equipment	(76,389)	(437,783)
Net purchases of investments	(855,669)	(400,717)
<b>Net Cash Used in Investing Activities</b>	<b>(932,058)</b>	<b>(838,500)</b>
<b>Cash Flows From Financing Activities</b>		
Repayment of lease liabilities - finance	(6,092)	-
Principal payments on notes payable	(5,357)	(5,504)
<b>Net Cash Used in Financing Activities</b>	<b>(11,449)</b>	<b>(5,504)</b>
<b>Net Increase in Cash</b>	<b>389,488</b>	<b>3,396,487</b>
<b>Cash, beginning of year</b>	<b>8,338,635</b>	<b>4,942,148</b>
<b>Cash, end of year</b>	<b>\$ 8,728,123</b>	<b>\$ 8,338,635</b>
<b>Supplemental Cash Flow Information:</b>		
Cash paid for interest	\$ 827	\$ 591
<b>Supplemental Disclosure of Non-Cash Operating Activities:</b>		
Recognition of right-of-use assets - operating	\$ 1,499,292	\$ -
Recognition of lease liabilities - operating	\$ 1,499,292	\$ -
<b>Supplemental Disclosure of Non-Cash Investing and Financing Activities:</b>		
Recognition of right-of-use assets - finance	\$ 29,679	\$ -

The accompanying notes are an integral part of these financial statements.

# BOARD OF DIRECTORS



**Bill Ripken**  
Vice Chairman, Ripken Foundation  
Ripken Baseball, Inc.



**Harold Himmelman**  
Board Chairman, Ripken Foundation  
Beveridge & Diamond. P.C.



**Cal Ripken, Jr.**  
Vice Chairman, Ripken Foundation  
Ripken Baseball, Inc.



**John Lee IV**



**Rachael Lighty**  
Amazon



**Mark McNaughton**  
Village Life, Inc.



**The Honorable Mike Moore**  
Mike Moore Law Firm, LLC



**Richard Munerief**  
Devon Energy



**Mike Murchie**  
Quandel Enterprises



**Paul Nolan**  
McCormick & Company, Inc.



**Roger Ralph**



**Terry Arenson**  
Chicago Title Insurance Company/  
Fidelity National Title Group



**Jay Baker**



**Kenny Baldwin**  
SpringSpirit Baseball



**Sara L. Ball**  
UnitedHealthcare



**Melanie O'Brien**  
Southwest Airlines



**Tony Reagins**  
Major League Baseball



**J. Sargeant Reynolds, Jr.**  
Reynolds Development



**Alan M. Rifkin, Esq.**  
Rifkin Weiner Livingston LLC



**Bradie Barr**  
Transamerica



**Tracee Bentley**  
Permian Strategic Partnership



**Warren Bischoff**  
RBC Wealth Management



**Irv Bisnov**  
Cal Ripken, Sr. Foundation



**The Honorable Laura Ripken**  
Maryland Court of Special Appeals



**Lonnie Ritzer, Esq.**



**Steve Salem**  
Cal Ripken, Sr. Foundation



**The Honorable Regina B. Schofield**  
Battelle



**Scott Brickman**  
Blue Marlin Partners



**Calvin Butler, Jr.**  
Exelon



**Robbie Callaway**  
FirstPic, Inc.



**Joseph Carrier**  
Franklin Templeton Investments



**Dr. Mohan Suntha**  
University of Maryland Medical System



**Jermaine Swafford**



**Dan Towriss**  
Group 1001



**Carl Truscott**



**Stephen M. Coan**



**Frank Culotta**  
DEX Imaging, Inc.



**Alan H. Fleischmann**  
Laurel Strategies, Inc.



**Jim Hall**



**Stacey Ullrich**  
BGE



**Brooke Butler Wagner**  
Mark L. Butler Foundation  
Playa Bowls



**Brian Walter**  
M&T Bank



**Marc Weller**  
Weller Development



**Ron Kaminski**  
Quanta Services



**Senator Francis X. Kelly, Jr.**  
Kelly Benefits



**Frank Kelly III**  
Kelly Benefits



**Donald H. Kirk, Jr.**  
Kirk Family Foundation  
Windsor Electric Co., Inc.



**Stacie J. Wollman**  
Law Office of Stacie Wollman



**Allen Wright**  
The Hustings Group

**THANK YOU FOR  
YOUR LEADERSHIP!**

## 2022 DONORS

### **Cal Ripken, Sr. Society** (\$250,000+)

The Confederated Tribes of the Colville Reservation  
Devon Energy Corporation  
Hobbs Municipal Schools  
The Kahlert Foundation  
The Maryland-National Capital Park and Planning Commission  
Maryland Department of General Services  
Niagara Cares  
Ollie's Bargain Outlet  
Permian Strategic Partnership  
Candace & Bill Ripken  
Laura & Cal Ripken, Jr.  
South Baltimore Gateway Partnership  
State of Maryland Department of Housing and Community Development  
Cassidy & Dan Towriss  
*Group1001*  
UnitedHealthcare Services, Inc.  
United States Department of Justice, Office of Juvenile Justice & Delinquency Prevention  
Brooke & Joshua Wagner

### **Hall of Fame Society** (\$100,000-249,999)

1 Peter 4:10  
Anne Arundel County  
City of Muncie, IN  
The City of New York  
Gene Haas Foundation  
Bonnie & Harold Himmelman  
Kelly Benefits  
Kidspark Education  
Local Initiatives Support Corporation (LISC) Sports & Recreation  
Mace's Lane Community Center  
Major League Baseball  
Marna & Mark McNaughton  
*The McNaughton Foundation*  
MLB Advanced Media, L.P.  
Sphero  
Sports Fields, Inc.

State of Maryland Crime Prevention, Youth & Victim Services  
The University of Maryland Medical System  
The Whiting-Turner Contracting Company

### **Platinum Club** (\$50,000-99,999)

Aegion-Transamerica Foundation  
Patty & Jay Baker  
*The Patty & Jay Baker Foundation*  
Baltimore Gas & Electric  
Boys & Girls Club of Metropolitan Baltimore  
Scott Brickman & Family  
The Bunting Foundation  
Centennial Resource Production LLC  
Community Foundation of Anne Arundel County  
DraftKings Inc.  
Edgewater Federal Solutions, Inc.  
Elenco Electronics, Inc.  
Exelon Corporation  
HBK Engineering  
Home Depot  
Meridith & Ron Kaminski  
*Kaminski Family Impact Fund*  
Cindy & John Lee  
Admiral Thomas Lynch, USN Ret.  
Naples Children and Education Foundation  
Prince George's County Police Athletic League  
Quanta Services, Inc.  
Southwest Airlines  
Totally Tickets, Inc.  
Under Armour  
Worthington Direct  
XTO Energy

### **Gold Club** (\$25,000-49,999)

Ardmore Roderick  
Arundel Community Development Services, Inc.  
Battelle

Dana & Irv Bisnov  
BSN Sports  
City of Carlsbad, NM  
Rick Freedman  
Nancy & Ben Remak  
Penny Freedman  
*Eugene & Ruth Freedman Family Foundation*  
Flogistix, LP  
Gainbridge  
Jefferson Montessori Academy  
JoyLabz, LLC  
Gus & Lynne Kalaris  
*AXIOS Napa Valley & Kalaris Family Vineyards*  
Pat & Don Kirk  
*Kirk Family Foundation*  
*Windsor Electric Co. Inc.*  
M&T Bank  
Marathon Oil Corporation  
Marshfield Associates, Inc.  
McCormick & Company, Inc.  
Metropolitan Nashville Public Schools  
Miracle League of Northern CT  
MZI Group, Inc.  
National Center for Missing & Exploited Children  
Parity  
Penn Hills School District  
Mark Piccirilli  
*FirstPic, Inc.*  
RBC Wealth Management  
Sarge Reynolds  
Marlee & Vic Roy  
Sherman Fairchild Foundation, Inc.  
Mr. & Mrs. Pat Tracy  
Viragh Family Foundation

### **Silver Club** (\$10,000-24,999)

Melissa & Kenneth Baldwin  
Baltimore Ravens  
Big Steaks Management  
Gary Bowman  
*Bowman Consulting Group, Ltd.*  
The Carl M. Freedman Foundation  
Carrier Family Foundation

Carroll's-Gill's Permanent Endowment Fund  
CBG Building Company  
CCG Note LLC  
Chicago Title Insurance Group/Fidelity National Title Group  
Clark Construction Group, LLC  
ConocoPhillips  
Continental Realty Corporation  
Cooperstown Distillery  
Rafael Cordova  
Jeffrey Cox & Stacie Wollman  
*Law Offices of Stacie J. Wollman, PC*  
David Mason & Associates  
DH Capital, LLC  
Diamondback Energy, Inc.  
Dickinson Public Schools Foundation  
First Home Mortgage  
Dr. Michael Gallichio  
Pam & Joseph Geier  
Mr. & Mrs. John Gorman  
Pam & Jim Hall  
Ken's Creative Kitchen  
Lincoln Charter School, Inc.  
Merritt Construction Services  
Morgan Stanley  
Mystic Aquarium  
National Baseball Hall of Fame and Museum  
National Foundation for Affordable Housing  
Paul & Janet Nolan  
Nuclear Waste Partnership LLC  
Pinnacle Construction Inc.  
PNC Bank  
Mr. & Mrs. Andy Poulos  
Pyramid Network Services  
W.R. Ramsey  
*Ramsey Asset Management*  
*W.R. & Norma Ramsey Foundation*  
Randolph D. Rouse Foundation  
Alan M. Rifkin, Esq.  
*Rifkin Weiner Livingston LLC*  
Gregg & Steve Salem  
SC&H Group  
Jamie & Andrew Schwartzberg  
Sila Solutions Group  
Squishy Circuits

Still Got Game Foundation  
Stonewall Capital LLC  
TC Energy  
Terrapin  
Truist Bank  
United Bank  
VPC, Inc.  
Eileen & Marc Weller  
*Weller Development Company*  
The Wm. Craig & Teneen L. Dobbs Charitable Foundation

### **Bronze Club** (\$5,000-9,999)

16W Marketing, LLC  
ADT Commercial  
Aegis Mobile  
The Annette M. and Theodore N. Lerner Family Foundation  
Baltimore/Washington HIDTA  
Blue Marlin Partners  
Sharon & Calvin Butler  
Caffes-Steele, Inc.  
Sue & Robbie Callaway  
Michael Canet  
Captain's Cove Golf & Yacht Club, Inc.  
CareFirst BlueCross BlueShield of Maryland  
Mr. & Mrs. John Carey  
CBRE Realty  
Dr. Mary-Beth Cooper  
The David and Mikel Blair Family Foundation  
Tina & Chester Davis, Jr.  
Michele Deckman  
District Photo  
Engel & Volkers Annapolis  
EY Baltimore  
EY Washington  
Geo Technology Associates, Inc.  
Andrew D. Gilchrist  
Hand Foundation  
Hartman Executive Advisors  
Harvey-Cleary Builders  
Mr. & Mrs. David Hoffberger  
J.B.A. Automotive  
Jackie Robinson Baseball League



(L to R): Mary Piccirilli, Roger Ralph, Mark Piccirilli, and Anna Piccirilli.

Jamin Development  
John Burns Construction Company  
Kaiser Permanente  
Keane Enterprises  
Kody Holdings  
Richard Leebove  
MacKenzie Commercial Real Estate Services, LLC  
Carolyn & John Maroon  
*Maroon PR*  
Maryland Management Company  
Michael Cameron Moore Family Foundation  
MileOneCares  
Milwaukee Tools  
Mondo Cares  
Nelson Mullins  
NFL Players Association  
Ed Nolan  
Laura Gill Pastrana  
*TriMark Gill Group*  
Orrstown Financial Advisors  
Pitcairn  
Premium Distributors of Virginia  
Proware Systems  
Raffaniello & Associates, LLC  
Elaine & Roger Ralph  
Reedbird Steel, LLC  
Mr. & Mrs. Benjamin Remak  
Lonnie Ritzer & Allyn Feinstein  
Rocket Lab USA  
Mr. & Mrs. Patrick Sajak  
Sandy Spring Bank  
SDI Presence  
Shapiro Sher Guinot & Sandler  
Bill Shelton  
SkyBOX, Inc.

## 2022 DONORS

Smartlink Group  
TDF Ventures  
Timmons Group  
USI Insurance Services  
Lorraine & Christopher Wallace  
Zachary's Jewelers

### Copper Club

(\$1,000-4,999)

186 Advertising  
Mr. & Mrs. Kurt Aarsand  
Advanced Productions  
Stacey & Ivo Alviani  
Arthur Law Group, LLC  
Attain Partners  
August Jackson  
Matt Barlow  
Bradie Barr & Tollie Miller  
Bayview Builders  
Shannon Benil  
Black Bear Sports Group  
Mary Bloxom  
Mark Braff  
Breakthru Beverage Maryland  
Brent Group at RBC  
Sandy Brock  
Allan Brook  
Amanda Brown  
Patty Brown  
Samuel J. Brown  
Joe Bryce  
Calvert Plumbing & Heating Co., Inc.  
Robert Cannady  
*Thermocline Inc.*



(L to R): Eddie Murray, Harold Himmelman, Jan Hoffberger, and David Hoffberger.

Robert Cawley  
Cohen & Greene, P.A.  
Communications Electronics, Inc.  
Community Title Network  
Mr. & Mrs. Manus Cooney  
Coppermine Fieldhouse  
John Coulter  
Scott Copperthwaite  
Creative Print Group, Inc.  
Cross America Partners  
John Custis  
Russell Daniels  
DLA Piper LLP  
Hutchey Doley  
Joe Durham  
Eastern Excavating and Grading, Inc.  
Eastport Liquors, Inc.  
Robert Eisiminger  
Eyre Bus, Tour & Travel  
Finch Turf, LLC  
Kristin & Tom Fleckenstein  
Alan Fleischmann & Dafna Tapiero  
Mr. & Mrs. Richard Franyo  
G&G Outfitters  
Mr. John Gardner  
Luke Gardner  
GE Tignall & Co. Inc.  
Mr. & Mrs. Greg Godfrey  
Dr. & Mrs. George Grace  
Harrison 5 Stronger Together  
Foundation, Inc.  
Harvest Investment Consultants  
Health Resource Advisors  
Holly & John Hoey  
Mr. & Mrs. Alvin Howes  
Janney Montgomery Scott LLC  
Kagan Stern Marinello & Beard, LLC  
George Kalas  
KB of Baltimore, Inc.  
Dennis Kerner  
Mr. & Mrs. Chris Keuleman  
Kilocycle Hill, LLC  
Peter Kirsch  
Mark Koblos  
Kroneberger Group at RBC  
Leadership Through Athletics, Inc.  
Leading Authorities, Inc.

Mr. & Mrs. Ralph Leasure  
Ledo Pizza at Eddie's Place  
Lewis Contractors  
The Lila and Brendan Sullivan Family  
Fund  
Lisa & Ralph Lingis  
Loyola University  
David Lyons  
Cody Magill  
Marie Magnani  
Major League Photos, Inc.  
Mr. & Mrs. Ian McDonald  
*The Prince William Community  
Benefit Fund*  
Mr. & Mrs. Robert McGee  
Sean McTigue  
MGM Electrical Systems  
MH Media Strategies  
Michelle Reed Miller  
Perry Mocerri  
Michael Mooney  
Travis Mooneyhan  
Ron Morgan  
MS-HC, LLC  
Jennifer Muller  
Greg Myers  
Mr. & Mrs. Kurt Overton  
Karen Owen  
Mr. & Mrs. Mark Paoletta  
Mr. & Mrs. Robert Pastrana  
Todd Pattison  
*MaxScent*  
Potter Burnett Law  
Marguerite Puente  
RA Healthcare Solutions LLC  
RCM&D, Inc.  
Rhona's Place  
Ride Entertainment Systems  
R.J. Bentley's, Inc.  
RL Express  
Robert W. Baird & Co.  
Robert Wood Johnson Foundation  
Cody Roberts  
Mr. & Mrs. Karl Roes  
Mr. & Mrs. Jeffrey Rosen  
Kenneth Rossow  
Mr. & Mrs. David Roush

Saint Agnes Healthcare  
Doug Schamburg  
Select Events  
Mr. & Mrs. Richard Sinni  
James Slevin  
Tom Spier  
Statewide Septic Tank Service, Inc.  
Jaymi Sterling  
Teresa Sutherland  
Timothy Tehan  
The Thorson Foundation

Tradepoint Atlantic  
Mr. & Mrs. Carl Truscott  
T-Solutions, Inc.  
Paul Tuscano  
University of Maryland, Baltimore  
County (UMBC)  
United Way of Virginia's Eastern Shore  
University of Maryland  
Von Paris Moving & Storage  
Maura Walcher  
Walker Hall Group at RBC

Watchpoint Enterprises, LLC  
Day Weitzman  
Carol Widden  
Jim Wilhelm  
Gary Williams  
Kara Winger  
Jim Wolf  
Jacque & Allen Wright  
1 Anonymous Donor

## HOW YOU CAN HELP

There are many ways you can help the Cal Ripken, Sr. Foundation. Your financial support will allow us to continue to offer important programs for underserved youth.

### Donate Online

It's easy! Make a tax-deductible donation online at [www.ripkenfoundation.org](http://www.ripkenfoundation.org).

### Match your gift

Contact your company's human resources department to find out if your employer matches charitable donation to double your investment.

### Event Sponsorship

Sponsor one of our many special events throughout the year.

### Gifts of Stock

If you use publicly traded stocks, bonds, or mutual fund shares to make your gift, you will receive an additional tax benefit: the IRS allows you to make your transfer to the Cal

Ripken, Sr. Foundation without recognizing capital gains on the appreciation. You can make a larger donation than you could make with cash and receive a larger tax deduction.

### Planned Giving

Regardless of your age or the size of your estate, there are many vehicles that allow you to balance your own income needs, the needs of your family, and your philanthropic interests.

### Follow Us on Social Media

Support the Ripken Foundation by starting a fundraiser on your Facebook page for your birthday or other important milestone.

You can also contact our offices at 410-823-0043 about gift opportunities.

## THANK YOU!





---

TRANSFORM COMMUNITIES  
**CHANGE KIDS' LIVES**

---